






12-Jan-2012 Currency Exchange Rates**All currencies are quoted against the euro and updated daily at 3:15 p.m. C.E.T.**

| Currency 1 | | Currency 2 | | Middle Rate | Description |
|------------|---|------------|---|-------------|----------------------------------|
| EUR |  | USD |  | 1.273600 | <i>Euro to American Dollar</i> |
| EUR |  | CHF |  | 1.211200 | <i>Euro to Swiss Franc</i> |
| EUR |  | GBP |  | 0.830550 | <i>Euro to Pound Sterling</i> |
| EUR |  | ALL |  | 138.010000 | <i>Euro to Albanian Lekë</i> |
| EUR |  | MKD |  | 61.505000 | <i>Euro to Macedonian Denar</i> |
| EUR |  | HRK |  | 7.534495 | <i>Euro to Croatian Kuna</i> |
| EUR |  | TRY |  | 2.354500 | <i>Euro to Turkish Lira</i> |
| EUR |  | BGN |  | 1.955800 | <i>Euro to Bulgarian Lev</i> |
| EUR |  | HUF |  | 307.880000 | <i>Euro to Hungarian Forint</i> |
| EUR |  | RON |  | 4.349000 | <i>Euro to Romanian Leu</i> |
| EUR |  | RSD |  | 103.971000 | <i>Euro to Serbian Dinar</i> |
| EUR |  | CZK |  | 25.581000 | <i>Euro to Czech Koruna</i> |
| EUR |  | DKK |  | 7.436600 | <i>Euro to Danish Krone</i> |
| EUR |  | SEK |  | 8.851500 | <i>Euro to Swedish Krona</i> |
| EUR |  | NOK |  | 7.677000 | <i>Euro to Norwegian Krone</i> |
| EUR |  | CAD |  | 1.294600 | <i>Euro to Canadian Dollar</i> |
| EUR |  | AUD |  | 1.230300 | <i>Euro to Australian Dollar</i> |
| EUR |  | SDR |  | 0.833863 | <i>Euro per SDR Currency</i> |
| EUR |  | RUB |  | 40.293000 | <i>Euro to Russian Rouble</i> |
| EUR |  | JPY |  | 97.920000 | <i>Euro to Japanese Yen</i> |

Disclaimer

The rates are displayed for information purposes only, and are neither intended for trading purposes nor advice.

Source:

Information on exchange rates is obtained from the European Central Bank, central banks across Europe and worldwide.